

DOWNLOAD

[X-force Moldflow Communicator 2010 Activation](#)

JPG+RAR Guide


A RAR in my JPG? It's more likely than you think.

Opening a JPG+RAR


Anonymous Oct '06

>> **Save the image** (not the thumbnail)


Internet Explorer



Firefox



>> **Make sure file extensions are enabled**
 In Explorer or "Folder Options" control panel item




General View File Type

Uncheck this

Hide extensions for known

>> **Rename the file**

Rename the .jpg to .rar




Are you sure you want to do this?

Yes

Confirm

Open in WinRAR:



Not a RAR file?
 You will get this error message:
 The archive is either in unknown format or damaged

>> **Advanced Protip**



You can open the JPG directly by dragging it onto the address (path) bar in the WinRAR window.

Creating a JPG+RAR

>> **Prepare a JPG and a RAR**


C:\b

←

Protip: use a simply named folder

>> **Open a command prompt** assuming Win XP


Start →  Open:

At the prompt, cd to your folder: `cd \{folder}` → `cd \b` → `C:\b>_`

>> **Perform combine copy**

```
type: copy /b [image] + [rar] [output]
C:\b>copy /b pic.jpg + archive.rar output.jpg
pic.jpg
archive.rar
1 file(s) copied.
```

Note: If you typo the second filename, it will skip it without generating an error, so double check.



output.jpg 329 KB JPEG Image

Protip: This works because the RAR is appended to the JPG beyond the image data, while WinRAR only starts reading from the RAR header and ignores what precedes it.

>> **More possibilites**

This also works with other formats. Base formats: JPG, GIF, PNG, WAV. Attachment formats: RAR, ZIP (if opened in WinRAR), MP3.



Export results from two studies to an Moldflow Results file (*.mfr), which can be opened in Autodesk Moldflow Communicator.. Stažení a manuál. Instalační soubor Autodesk Moldflow Communicator najdete zde: <https://www.autodesk.com/products/moldflow/communicator-viewer..> Image of serial number in product details tray of autodesk account. Image of serial ... t r i c k s a d a v i y a autodesk product keys 2010,2011,2012,2013 ,2014,2015. 2014 configuring ... Working with autodesk simulation moldflow communicator 2015 full. ... Autodesk simulation moldflow adviser uimate v2015 win64 xforce.. Crack Autodesk AutoCAD 2010 Keygens only X FORCE 32 64bits RH Free. ... Once at the activation screen: Start XFORCE Keygen 32/64bits 7. moldflow synergy, autodesk simulation moldflow communicator, Diablo 1.09 No Cd Crack Download. 1 Jean Gray began to develop an extraordinary force that was destructive and turned it into Dark Phoenix. Now X-men .. The Autodesk Moldflow Insight Standard 1, Practice manual is ... Practice - Autodesk Moldflow Communicator Wheel + Shift - Pan X. Wheel + Ctrl - Pan Y. Initial mode for new windows: To Select. ... Click on the Base_Gate (Gate location) tab on the bottom of the Synergy window to activate that study. 3.. Autodesk DWG TrueView 2010 - free AutoCAD DWG file viewer, converter and measure ... Autodesk Moldflow Communicator 2012 - Moldflow result files viewer (.mfr) External ... TRIAL - AutoCAD LT 2020 for Mac, EN, MacOS X (incl. ... Revit IFC manual - instructions how to handle IFC files (PDF, 52 pages, registration req.) Installation instructions. Make sure you have administrative privileges for the computer on which you're installing Moldflow Communicator software. Run the downloaded executable (*.exe). Step through the installation wizard by selecting Next. Select the installation folder and then select Next. c72721f00a